

Quick and Easy Access

REGISTER

The Digital Library is available to all K–12 public school educators in subscribing member states and territories. To register for a free account, you will need an email address within an authorized institution (i.e., school, district, etc.). Once you register, a welcome email will guide you to log in for the first time and set your password.

► REGISTER for your free Digital Library Account.

Visit www.sbdigitallibrary.org

LOG IN

Enter your username and password. If you have an account but forgot your password, request a new one.



Username
Enter your email address

Password
minimum 6 characters, including one number

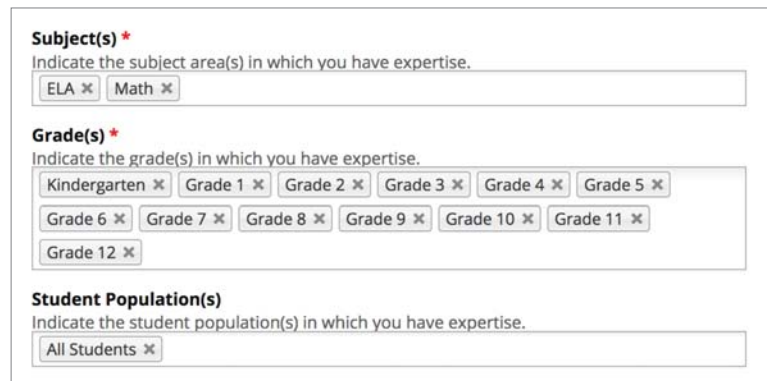
[Forgot Your Password?](#)

Log In

Personalize the Experience

EDUCATORS

Set up your user profile expertise with your current grade-level and subject(s) to filter resources that are specific to your needs. This will save valuable time when you are searching for resources. You can update your user profile at any time if and when your teaching assignment changes.



Subject(s) *
Indicate the subject area(s) in which you have expertise.
ELA x Math x

Grade(s) *
Indicate the grade(s) in which you have expertise.
Kindergarten x Grade 1 x Grade 2 x Grade 3 x Grade 4 x Grade 5 x
Grade 6 x Grade 7 x Grade 8 x Grade 9 x Grade 10 x Grade 11 x
Grade 12 x

Student Population(s)
Indicate the student population(s) in which you have expertise.
All Students x

COACHES/ADMINISTRATORS

Set up your user profile expertise using broad parameters for the grade levels and subjects you support. This will help you cast a wide net for appropriate resources to support your educators. You can update your user profile at any time if and when your roll changes.

Find What You're Looking For

SEARCH BAR

Use the search bar in the top right corner of the home page to search across the site for resources that contain particular key words/phrases (i.e., ratio and proportion, Lexile, etc.). Be sure to use correct spelling.

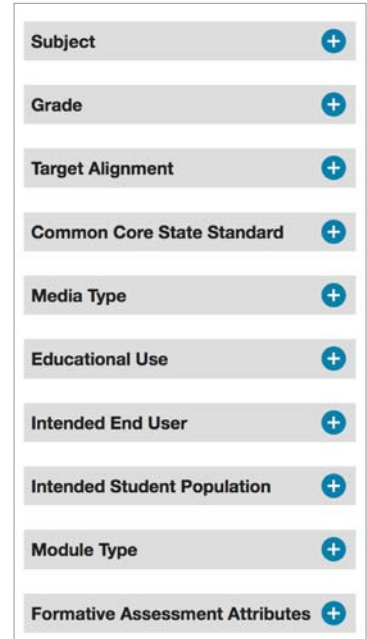


Favorites Help

Search

FILTERED SEARCH

Along the top left hand ribbon, click on the type of resource (Instructional, Professional, or Playlist) you are most interested in accessing. On the left side of the display are drop-down menus for filtering search results, including subject, grade, target, standard, and more. Here you will see that subject and grade-level you selected in your profile have been auto-populated to target your search. Use the filters to find resources that suit your needs. To narrow your results, select a small number of filters across a large number of categories. To expand your results, select a large number of filters across a small number of categories.



SEARCH WITHIN RESULTS

Further narrow your filtered search results by searching within the results. Type your search term (i.e., keyword, phrase, topic, author, etc.) in the search bar.



SORT RESULTS

Sort filtered search results by clicking on the blue drop-down on the right side of the results. Here you can sort results to display the newest, most viewed, most downloaded, and highest rated. Resources with the green check mark have been posted with distinction.

Use What You've Found

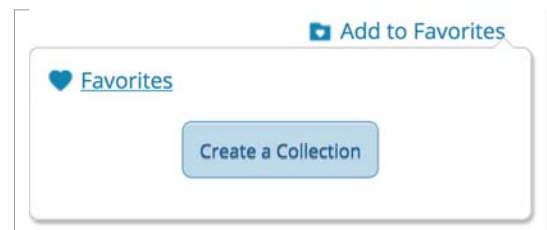
DOWNLOAD RESOURCES

When you find a resource you want to use in your classroom, you can download it right to your computer to view all content. Come back and rate the resource to share your experience with others.



FAVORITE RESOURCES

If you find a resource that you want to save for later, or if you would like to organize resources by topic or content, use the favorite feature. Here you can save resource individually or put them into a collection.



Need More Information?

[Access the Digital Library User Guide](#) created by the National Network of State Teachers of the Year in partnership with Smarter Balanced. It highlights ten tips for accessing and navigating the Digital Library.