

Quick Guide to ISAT Portal

The ISAT portal provides access to all important information for Idaho educators regarding the Idaho Assessments: ELA/Literacy & Math, Science & End of Course (EOC), and Alternate Assessments. This site also includes information and resources for Students & Families and Technology Coordinators.

The ISAT Portal


- Idaho offers the **ELA/literacy & Math Assessments, Science (Grades 5 and 7) & EOC, and Alternate Assessment ELA & Math** through this platform.

Figure 1. Assessment Cards



- When selecting any of the assessment cards, users will have access to the following AIR systems: Test Information Distribution Engine (TIDE), Test Administration, Online Reporting System (ORS), TA Certification Course, the Data Entry Interface (DEI; see [Figure 2](#)).
 - Note:** The **ELA/literacy & Math Assessments** page has the following additional applications, as the systems are only relevant to ELA/Math ISAT: Assessment Viewing Application (AVA), Teacher Hand Scoring System (THSS), and AIR Ways Reporting.
- Users will also be able to access relevant resources through the resources page. For example, see the red arrow in [Figure 2](#).

Figure 2. Assessment Systems



ISAT Portal Resources

- **ELA/Literacy & Math Assessments, Science & EOC and Alternate Assessment ELA & Math** Resources can also be accessed via the Home page of the ISAT portal (see [Figure 3](#)).
- There are two ways to access a resource:
 - Select a folder category in the left hand pane.
 - Enter a keyword or phrase in the Search Resources text box and press [**Enter**]. Resources that match the entered keyword will display on the page
- **Note:** We will begin adding more resources as the year progresses.

Figure 3. Resource Pages



AIR Systems

Test Information Distribution Engine (TIDE)

- AIR's TIDE system supports state, district, and test coordinators throughout the testing process, from test preparation through post-administration activities (see [Figure 4](#)).
- TIDE includes features to manage user and student information, monitor test progress, and execute administrative functions such as entering non-participation codes.
- To use TIDE, you need to be familiar with using a web browser to retrieve data and with filling out web forms. If you want to use the file upload and download features, you also need to be familiar with using a spreadsheet application and working with Excel and comma-separated value (CSV) files.
 - **Note:** In order to access the AIR Systems, all users must first be added to TIDE.


Figure 4. TIDE Dashboard



**Test Delivery System (TDS) -
Test Administrator (TA)
Interface**

- Test Administrators (TAs) use the TA Interface to create and manage test sessions via the Test Administration card on the ISAT portal (see [Figure 5](#)).
- To use this system, you should be familiar with using a web browser to retrieve data and with filling out web forms. You should also be familiar with printing documents and adjusting a computer’s audio settings. If you or your students use Chromebooks, iPads, or other tablets for testing, then you should be familiar with these devices as well.

Figure 5. Test Administration



ISAT Science

- ISAT Science
 - Grade 5
 - Grade 7
- EOC Science
 - Chemistry
 - Biology

ISAT Alternate ASSESSMENT

- ELA
 - Grade 3
 - Grade 4
- Math
 - Grade 3
 - Grade 4

Approvals and Student Test Settings Approve All Students Refresh Done

1 students awaiting approval Interim Assessment ELA / Literacy

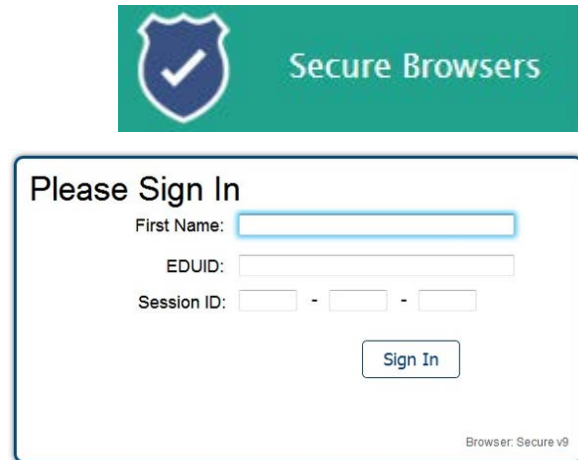
Grade 4 ELA ICA CAT

Student Name	EDUID	Opp #	See Details	Action
FL La	100105645	1	Standard	<input type="checkbox"/> <input checked="" type="checkbox"/> <input checked="" type="checkbox"/> <input checked="" type="checkbox"/>

TDS - Student Interface

- Test Sessions are created via the TA Interface. For sessions created in the TA Interface, students sign in to the Student Testing Site on the secure browser (see [Figure 6](#)).
- **Note:** Only students who have been added to TIDE will be eligible to test.
- The latest version of the Secure Browser is always available for download via the ISAT portal.

Figure 6. Secure Browser




The image shows the 'Secure Browsers' sign-in interface. At the top, there is a green header with a white shield icon containing a checkmark and the text 'Secure Browsers'. Below this is a white sign-in box with a blue border. The box is titled 'Please Sign In' and contains three input fields: 'First Name:', 'EDUID:', and 'Session ID:'. The 'Session ID' field is split into three separate boxes separated by hyphens. A 'Sign In' button is located below the input fields. In the bottom right corner of the sign-in box, it says 'Browser: Secure v9'.

Teacher Hand Scoring System (THSS)

- THSS allows Scorers to score item responses that require human scoring. District/school level users as well as Teachers (TEs) have access to score student responses. For a complete list of scorable items, refer to the Interim Assessment Counts document available in the Resources section of the ISAT portal (see [Figure 7](#)).
- When students in a test session submit an ICA and/or IAB, the hand-scored items are sent to THSS, where Scorers can view students' responses to each item and enter scores or mark them with condition codes.
 - **Note:** This system is only applicable to **ELA/Literacy & Math** Interim Assessments.

Figure 7. Teacher Hand Scoring System



Logged In as ownitemscorer01@example.com | [Help](#) | [Logout](#)

Smarter Balanced Assessment Consortium **Teacher Hand Scoring System - Response List**


Test: Session:

<input type="checkbox"/>	Name	Item	Session	Status	Score
<input type="checkbox"/>	MATTHEW DAGENAIS	13312: CellPhone_6_Stim1_Item4	test-a044-1	Not Scored	<input type="button" value="Score"/>
<input type="checkbox"/>	ALANA OLENDORF	13310: CellPhones_6_Stime1_Item5	test-a044-1	Not Scored	<input type="button" value="Score"/>
<input type="checkbox"/>	KYESHA BUCKHAM	13313: CellPhone_6_Stim1_Item6	test-a044-1	Not Scored	<input type="button" value="Score"/>

Assessment Viewing Application (AVA)

- AVA is a component of the Test Delivery System that allows authorized users to review assessments for administrative or instructional purposes (see [Figure 8](#)).
- Prior to administering an ICA and/or IAB, a TE may choose to use AVA in order to preview the various assessments and confirm if the content being covered is what the TE intends to assess.
 - **Note:** This system is only applicable to **ELA/Literacy & Math** Interim Assessments.

Figure 8. Assessment Viewing Application



Choose a Test Grade
Please choose the appropriate grade level for your review.

Student Grade Level:

Next Step:
To view the available tests for the selected grade, choose **Next**. To log out, choose **Log Out**.

AIR Ways Reporting

- AIR Ways provides student performance reports for **ELA/Literacy & Math** Interim assessments. AIR Ways consists of a **Dashboard** page and various Assessment Reports (see [Figure 9](#)).

- The **Dashboard** provides a summary of all the assessments associated with a particular user or institution, and the Assessment Reports provide detailed performance data for each of those assessments.

- **Note:** This system is only applicable to **ELA/Literacy & Math** Interim Assessments.

Figure 9. AIR Ways Dashboard

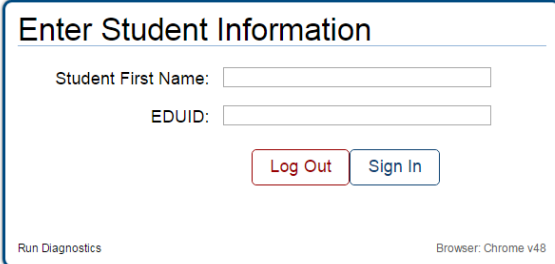



Assessment Name	Test Reason	Student Count	Average Score	Performance Distribution	Date Last Taken
SmarterICA ELA	Fall 1 - ICA	5	2495	3% 38% 55% 11%	10/12/2016
Grade 3 Additions	Fall - Additions	7	54	35% 65%	10/12/2016
Smarter IAB Grade 3 - Read Literacy Tests	Fall 2 - IAB	19	n/a	12% 54% 18%	10/12/2016
Smarter IAB Grade 3 - Read Literacy Tests	Fall 1 - IAB	12	n/a	12% 53% 35%	10/12/2016
Grade 5 Reading Comprehension	Fall - Reading	7	32	n/a	10/12/2016

TDS - Data Entry Interface (DEI)

- The DEI is a component of the Test Delivery System that allows authorized users to enter student assessment data, such as item responses and scores.
- DEI will only be accessed specifically by users who have students registered with a paper/pencil accommodation in TIDE (see [Figure 10](#)).
 - **Note:** The Data Entry Interface (DEI) is currently not available. This system will become available once the paper/pencil window for all Idaho assessments goes live on Monday, April 2.

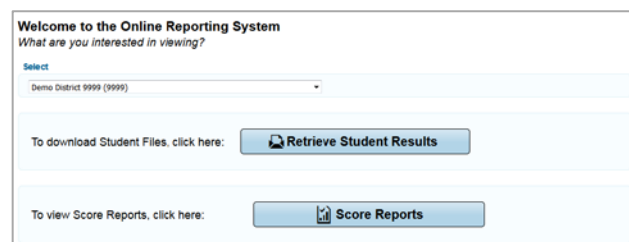

Figure 10. Data Entry Interface (DEI)

The image is a screenshot of a web form titled "Enter Student Information". The form has a white background and a blue border. It contains two input fields: "Student First Name:" and "EDUID:". Below these fields are two buttons: "Log Out" (with a red border) and "Sign In" (with a blue border). At the bottom left of the form, it says "Run Diagnostics" and at the bottom right, it says "Browser: Chrome v48".

Online Reporting System (ORS)

- ORS is a web-based system that displays score reports as well as summary statistics and data for all students who take an ISAT, EOC, or Alternate Assessment in TDS (see [Figure 11](#)).
- Users will be able to view data on Score Reports and Reports & Files:
 - **Score Reports:** Provides score data for each test taken in TDS. You can compare score data between individual students and the school, district, or overall state average scores.
 - **Reports & Files:** Provides summary statistics (count and percentages) of students who tested in a selected subject and grade level. Enables you to download student data files containing test scores and demographic information.

Figure 11. Online Reporting System (ORS)



TA Certification Course

- Any user role (DA, DC, SC, TE, TA) wishing to administer an assessment in TDS will need to complete the TA Certification Course. This course will provide information and requirements needed to administer an assessment using the AIR platform.
 - **Note:** Any user who completes the course will receive a certificate at the end of the presentation acknowledging completion. All users who have completed the course will receive a flag in TIDE indicating Yes or No for completion (see [Figure 12](#)).

Figure 12. TA Certification Course

