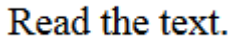
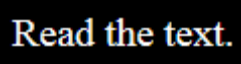
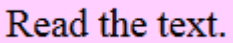
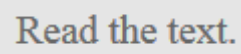
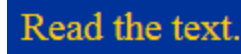
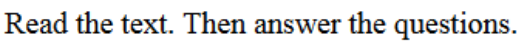
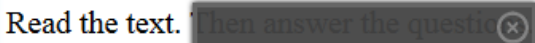

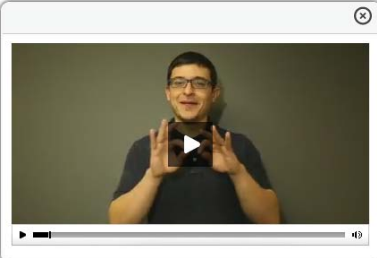


Student Settings Descriptions

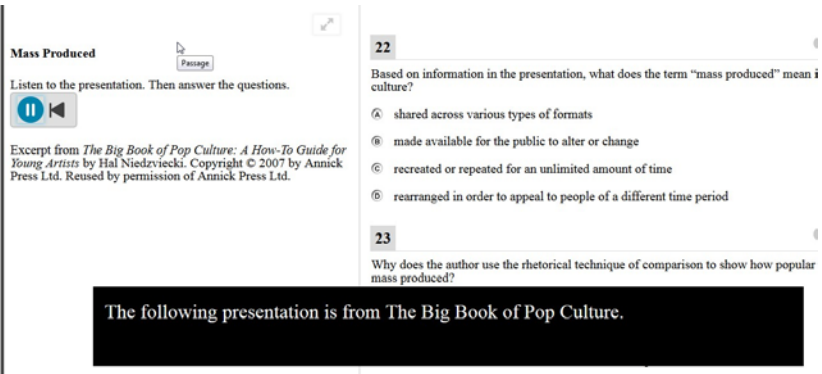
This document describes the tools, designated supports, and accommodations in detail, lists the codes for each choice, and where appropriate provides graphics showing how they will appear to the student in the student testing interface. These are listed in the order they appear in the TIDE student settings file upload template.

Student Setting	Code Descriptions
<p>Print Size.</p> <p><i>This feature allows the default font size to be established for students who need large print. In addition, there is a universal tool that allows all students to Zoom In and Zoom Out on individual items.</i></p>	<p>TDS_PS_L0—No magnification, 14 pt. TDS_PS_L1—1.5 magnification, 21 pt. TDS_PS_L2—1.75 magnification, 24.5 pt. TDS_PS_L3—2.5 magnification, 35 pt. TDS_PS_L4—3.0 magnification, 42 pt. Optional. If blank, text appears as 14 point.</p>
<p>Color Contrast</p>	<p>TDS_CC0—Black on White: </p> <p>TDS_CCInvert—White on black: </p> <p>TDS_CCMagenta—Black on rose: </p> <p>TDS_CCMedGrayLtGray—Medium gray on light gray: </p> <p>TDS_CCYellowB—Yellow on Blue: </p> <p>Optional. If blank, test appears as black text on white background.</p>
<p>Masking</p>	<p>TDS_Masking0— Not available: </p> <p>TDS_Masking1— Available: </p> <p>Optional. If blank, the test does not allow masking.</p>

Student Setting	Code Descriptions
<p>Permissive Mode.</p> <p><i>Some assistive technologies (AT) require that some of the security features of the test be turned off. Most often, this includes any AT that pops a window up on the screen. Permissive mode disables certain security features that may interfere with AT.</i></p>	<p>TDS_PM0—Disabled. Students can use only the secure browser during tests.</p> <p>TDS_PM1—Enabled. Students can use accessibility software during tests, such as screen readers or magnifiers.</p> <p>Optional. If blank, permissive mode is disabled.</p>
<p>Streamlined Mode.</p> <p><i>This offers a low-distraction interface that is also more easily navigable with a screen reader.</i></p>	<p>TDS_SLM0—Standard. Streamlined Interface not available.</p> <p>TDS_SLM1—Streamlined Interface Available.</p> <p>Optional. If blank, streamlined interface is not available.</p>
<p>Text-to-speech</p>	<p>TDS_TTS0—TTS not available.</p> <p>TDS_TTS_Item— Enable TTS for test items.</p> <p>TDS_TTS_Stim—Enable TTS for test stimuli.</p> <p>TDS_TTS_Stim&TDS_TTS_Item—Enable TTS for test items and stimuli.</p> <p>Optional. If blank, TTS is not available.</p>

Student Setting	Code Descriptions
<p>Language.</p> <p><i>The system manages Braille along with languages, so this setting is used to set Spanish or Braille.</i></p>	<p>ENU—English ENU-Braille—Braille ESN—Spanish, stacked translation:</p> <div data-bbox="586 369 1013 957" style="border: 1px solid black; padding: 5px;"> <p>Micah construye un prisma rectangular con un volumen de 360 unidades cúbicas. La altura de su prisma es de 10 unidades.</p> <p>Micah afirma que la base del prisma debe ser un cuadrado.</p> <p>Usa la herramienta "Conectar línea" para dibujar una base que muestre que la afirmación de Micah es incorrecta.</p> <p>Micah constructs a rectangular prism with a volume of 360 cubic units. The height of his prism is 10 units.</p> <p>Micah claims that the base of the prism must be a square.</p> <p>Use the Connect Line tool to draw a base that shows Micah's claim is incorrect.</p> </div> <p>Optional. If blank, tests appear in English.</p>
<p>American Sign Language (ASL)</p>	<p>TDS_AS10—ASL accommodation is not available. TDS_AS11—ASL accommodation is available. Optional. If blank, ASL videos are not available.</p> <div data-bbox="586 1331 1123 1789" style="border: 1px solid gray; padding: 5px;"> <p style="text-align: right;">14</p> <p>Listen to this student presentation.</p> <div style="display: flex; align-items: center;">  </div> <div style="margin-top: 10px;">  </div> </div>

Student Setting	Code Descriptions
<p>Translations (glossaries) (for math items)</p>	<p>TDS_WL_Glossary—English glossary is available. TDS_WL0—No glossary is available. TDS_WL_ArabicGloss—Arabic glossary is available. TDS_WL_CantoneseGloss—Cantonese glossary is available. TDS_WL_ESNGlossary—Spanish glossary is available. TDS_WL_KoreanGloss—Korean glossary is available. TDS_WL_MandarinGloss—Mandarin glossary is available. TDS_WL_PunjabiGloss—Punjabi glossary is available. TDS_WL_RussianGloss—Russian glossary is available. TDS_WL_TagalGloss—Filipino glossary is available. TDS_WL_UkrainianGloss—Ukrainian glossary is available. TDS_WL_VietnameseGloss—Vietnamese glossary is available. TDS_WL_ArabicGloss&TDS_WL_Glossary—Arabic & English glossaries are available. TDS_WL_CantoneseGloss&TDS_WL_Glossary—Cantonese & English glossaries are available. TDS_WL_ESNGlossary&TDS_WL_Glossary—Spanish & English glossaries are available. TDS_WL_KoreanGloss&TDS_WL_Glossary—Korean & English glossaries are available. TDS_WL_MandarinGloss&TDS_WL_Glossary—Mandarin & English glossaries are available. TDS_WL_PunjabiGloss&TDS_WL_Glossary—Punjabi & English glossaries are available. TDS_WL_RussianGloss&TDS_WL_Glossary—Russian & English glossaries are available. TDS_WL_TagalGloss&TDS_WL_Glossary—Filipino & English glossaries are available. TDS_WL_UkrainianGloss&TDS_WL_Glossary—Ukrainian & English glossaries are available. TDS_WL_VietnameseGloss&TDS_WL_Glossary—Vietnamese & English glossaries are available. Optional. If blank, no glossary is available. Example glossary:</p> <div data-bbox="609 1465 1107 1724" style="border: 1px solid gray; padding: 10px; margin: 10px 0;"> <p style="text-align: center;">Use the Connect Line tool to</p> <div style="border: 1px solid gray; padding: 5px; margin-bottom: 5px;"> ✕ <p>Use</p> <p style="background-color: #007bff; color: white; padding: 2px;">Spanish Glossary</p> <p>Usa, Utiliza </p> </div> </div>

Student Setting	Code Descriptions
<p>Closed captioning</p>	<p>TDS_ClosedCap0—Closed Captioning Not Available. TDS_ClosedCap1—Closed Captioning Available. Optional. If blank, closed captioning is not available.</p>  <p>The following presentation is from <i>The Big Book of Pop Culture</i>.</p>
<p>Non-Embedded Designated Supports</p> <p>*Read Aloud Stimuli in Spanish (NEDS_RA_Stimuli_ESN) and Read Aloud Stimuli and Items in Spanish (NEDS_RA_Items_ESN) are now available as non-embedded designated supports for all Interim and Summative math tests.</p>	<p>NEDS0—None NEDS_CC—Color Contrast NEDS_CO—Color Overlay NEDS_NoiseBuf—Noise Buffers NEDS_Mag—Magnification NEDS_RA_Items—Read Aloud Items NEDS_SC_Items—Scribe Items (Non-Writing) NEDS_SS—Separate Setting NEDS_TransDirs—Translated Test Directions NEDS_BD—Bilingual Dictionary (ELA-PT) NEDS_RA_Stimuli—Read Aloud Stimuli NEDS_RA_Stimuli_ESN—Read Aloud Stimuli in Spanish (Math) NEDS_RA_Items_ESN—Read Aloud Items and Stimuli (Math) NEDS_Tspanish—Glossary-Spanish NEDS_TArabic—Glossary-Arabic (Math) NEDS_TCantonese—Glossary-Cantonese (Math) NEDS_TFilipino—Glossary-Filipino (Math) NEDS_TKorean—Glossary-Korean (Math) NEDS_TMandarin—Glossary-Mandarin (Math) NEDS_TMPunjabi—Glossary-Punjabi (Math) NEDS_TRussian—Glossary-Russian (Math) NEDS_TUkrainian—Glossary-Ukrainian (Math) NEDS_TVietnamese—Glossary-Vietnamese (Math)</p> <p>Optional. If blank, no non-embedded supports are available. Create one line in the upload file for each non-embedded designated support for a student.</p>

Student Setting	Code Descriptions
Non-embedded Accommodations	<p>NEA0—None</p> <p>NEA_AR—Alternate Response Options</p> <p>NEA_RA_Stimuli—Read Aloud Stimuli (ELA Reading Passages)</p> <p>NEA_SC_WritItems—Scribe Items (Writing)</p> <p>NEA_STT—Speech-to-Text</p> <p>NEA_Abacus—Abacus (Math)</p> <p>NEA_Calc—Calculator (Math)</p> <p>NEA_MT—Multiplication Table (Math)</p> <p>Optional. If blank, no non-embedded accommodations are available. Create one line in the upload file for each non-embedded accommodation support for a student.</p>
Print on demand	<p>TDS_PoD0—Print-on-demand not allowed.</p> <p>TDS_PoD_Item—Print-on-demand available only for test items.</p> <p>TDS_PoD_Stim—Print-on-demand available only for stimuli.</p> <p>TDS_PoD_Stim&TDS_PoD_Item—Print-on-demand available for both items and stimuli.</p>